

NH DIN Dual Indication Fuse Links

Class of Operation gL/gG, 500V AC, 2 to 630 Amps

Sizes 000 to 3

NH



Standards/
Approvals: IEC 60269, VDE0636,
DIN 43 620 Part 1 to 4.

Description: A square bodied range of industrial fuse links for a wide variety of applications.

Packaging: All fuse links are packed in 3's.

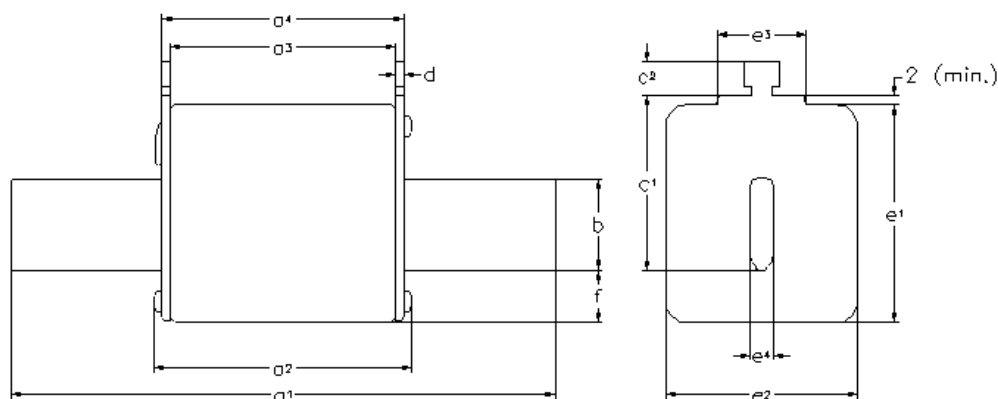
Technical Data:

Rated Voltage: 500V AC
 Rated Breaking Capacity: 120kA
 Rated Frequency: 50Hz
 Operating Frequency: 45-62 Hz
 Design -Insulator: Steatite
 -Metal Parts: Corrosion-proof (aluminium)

Contact Blade: Full contact blades,
Silver plated copper

CATALOGUE SYMBOL: (amp)NHG(Size)B
 HRC FUSE LINKS
 CLASS OF OPERATION gL/gG
 500V AC
 2 to 630 AMPS
 SIZES 000 to 3

Dimensional Data



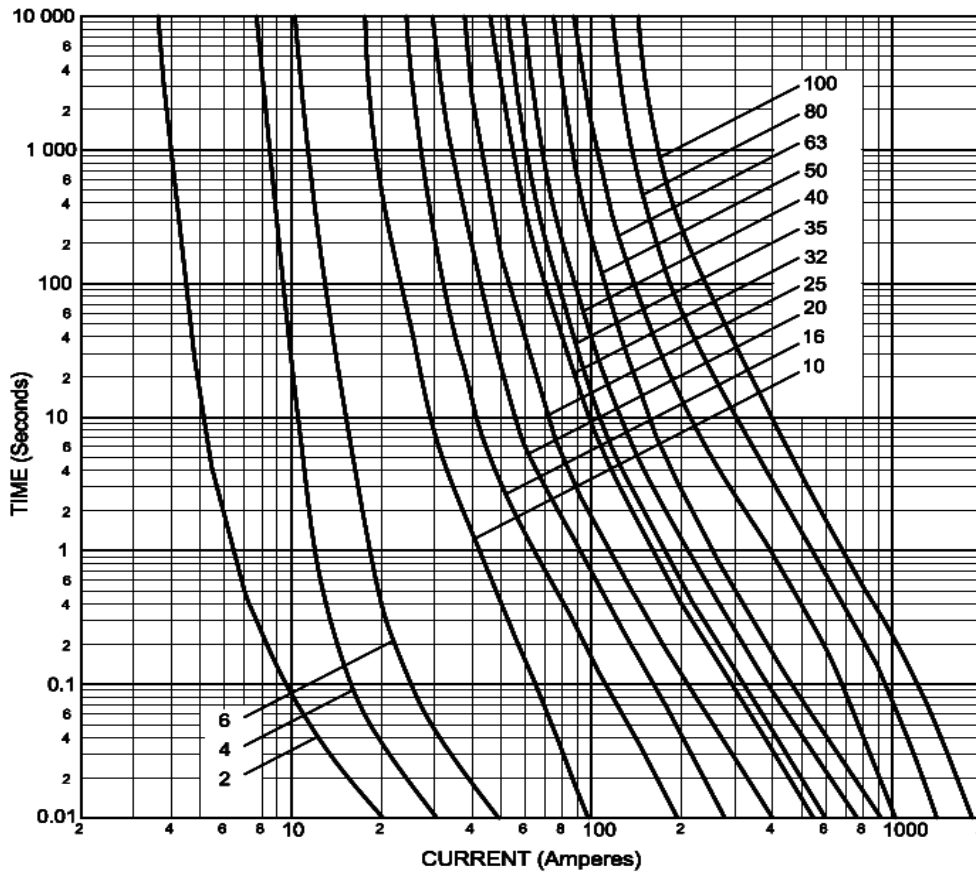
Size a	a1	a2 (max)	a3	a4	b (nom)	c1(± 8)	c2 (nom)	D (nom)	e1 (max)	e2 (max)	e3 (max)	e4 (nom)	f (max)
000	78.5 ± 1.5	54	45 ± 1.5	49 ± 1.5	15	35	10	2 ± 0.5	41	21	21	6	8
00	78.5 ± 1.5	54	45 ± 1.5	49 ± 1.5	15	35	10	2 ± 0.5	48	30	25	6	15
0	125 ± 2.5	68	62 ± ⁺³ / _{-1.5}	68 ± ^{-1.5} / ₋₃	15	35	11	2.5 ± 0.5	48	30	25	6	15
01	135 ± 2.5	75	62 ± 2.5	68 ± 2.5	15	40	11	2.5 ± 0.5	48	30	25	6	15
1	135 ± 2.5	75	62 ± 2.5	68 ± 2.5	20	40	11	2.5 ± 0.5	53	52	25	6	15
02	150 ± 2.5	75	62 ± 2.5	68 ± 2.5	20	48	11	2.5 ± 0.5	53	52	25	6	15
2	150 ± 2.5	75	62 ± 2.5	68 ± 2.5	25	48	11	2.5 ± 0.5	61	60	25	6	15
03	150 ± 2.5	75	62 ± 2.5	68 ± 2.5	25	60	11	2.5 ± 0.5	61	60	25	6	15
3	150 ± 2.5	75	62 ± 2.5	68 ± 2.5	32	60	11	3 ± 0.5	76	75	25	6	18

NH DIN Dual Indication Fuse Links

Class of Operation gL/gG, 500V AC, 2 to 100 Amps
 Sizes 000

NH

Time Current Characteristics for Size 000



Size 000 Details:

Standards/Approvals:

IEC60269, DIN 43 620, VDE0636

Rated Currents:

2, 4, 6, 10, 16, 20, 25, 32, 35, 40, 50, 63, 80 & 100 Amps

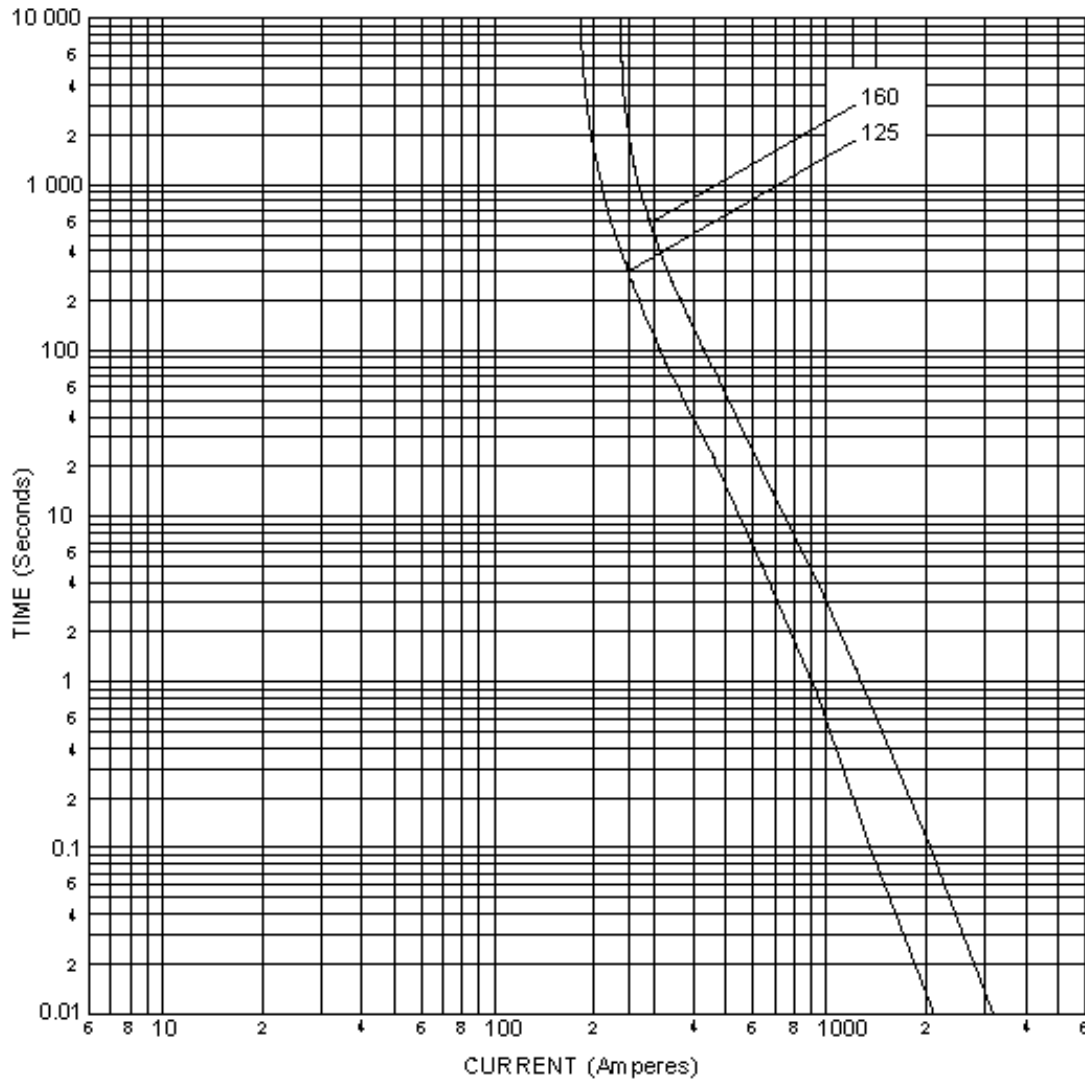
Part Number	Amp Rating	I ² t(Ampere ² seconds)			Watts Loss	Net weight per fuse	Rated Voltage
		Minimum Pre-arcing	20 x I _n @ 500Vac	I ₁ 120kA @ 500Vac			
2NHG000B	2	3.5	-	6	0.8	0.119 kg	500Vac
4NHG000B	4	6	-	12	1.4		
6NHG000B	6	14	-	21	2.2		
10NHG000B	10	58	290	232	1.5		
16NHG000B	16	234	1170	1000	2.3		
20NHG000B	20	584	3000	2400	2.2		
25NHG000B	25	1000	4600	3700	2.8		
32NHG000B	32	2400	11800	9400	3.7		
35NHG000B	35	2400	11800	9400	3.7		
40NHG000B	40	3300	16500	13200	4.0		
50NHG000B	50	5600	27800	16700	4.9		
63NHG000B	63	6300	24900	18700	4.5		
80NHG000B	80	9800	38900	29200	6.3		
100NHG000B	100	18100	72300	54300	7.4		

NH DIN Dual Indication Fuse Links

Class of Operation gL/gG, 500V AC, 125 & 160 Amps
 Sizes 00

NH

Time Current Characteristics for Size 00



Size 00 Details:

Standards/Approvals: IEC60269, DIN 43 620, VDE0636

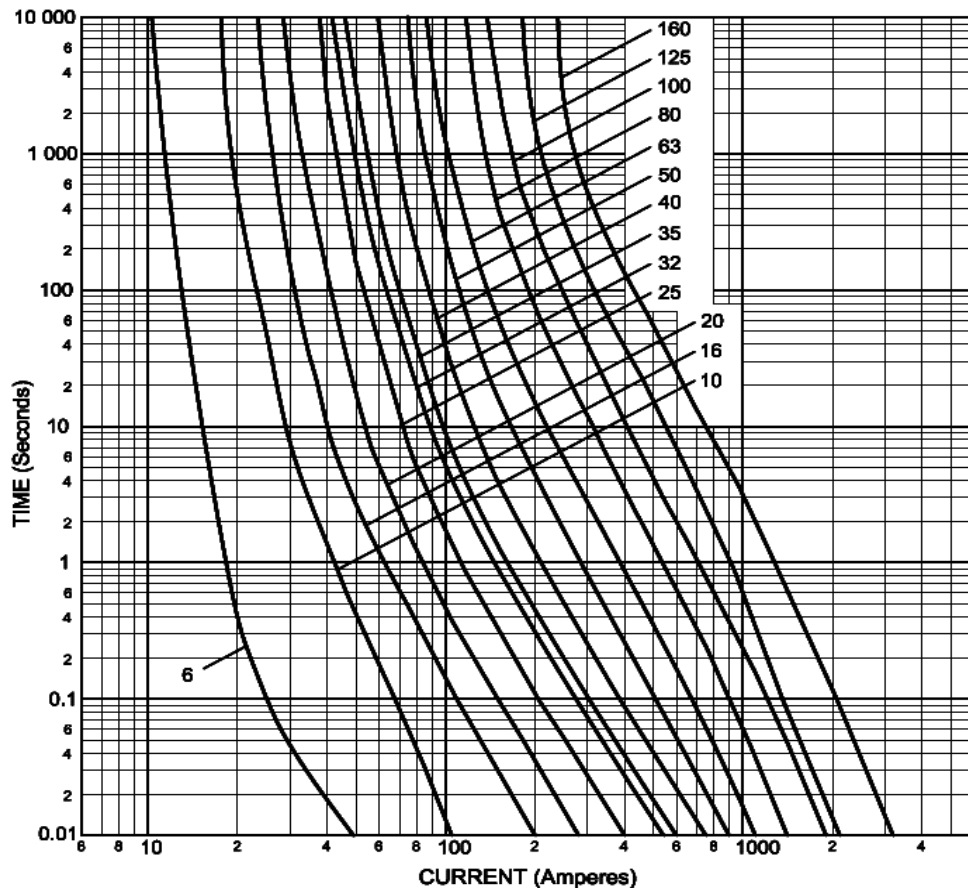
Part Number	Amp Rating	I ² t(Ampere ² seconds)			Watts Loss	Net weight per fuse	Rated Voltage
		Minimum Pre-arcing	20 x I _n @ 500Vac	I ₁ 120kA @ 500Vac			
125NHG00B	125	25000	125000	80000	10.0	0.185 kg	500Vac
160NHG00B	160	62000	310000	204600	10.0		

NH DIN Dual Indication Fuse Links

Class of Operation gL/gG, 500V AC, 10 to 160 Amps
 Sizes 0

NH

Time Current Characteristics for Size 0



Size 0 Details:
Standards/Approvals: IEC60269, DIN 43 620, VDE0636
Rated Currents: 10, 16, 20, 25, 32, 35, 40, 50, 63, 80, 100, 125 & 160 Amps

Part Number	Amp Rating	I ² t(Ampere ² seconds)			Watts Loss	Net weight per fuse	Rated Voltage
		Minimum Pre-arcing	20 x I _n @ 500Vac	I ₁ 120kA @ 500Vac			
10NHG0B	10	58	290	240	1.7	0.251kg	500Vac
16NHG0B	16	240	1200	1000	3.0		
20NHG0B	20	490	2500	2000	3.2		
25NHG0B	25	1200	5600	4500	3.2		
32NHG0B	32	1800	9000	7200	4.8		
35NHG0B	35	2400	11800	9400	4.4		
40NHG0B	40	3300	16500	13200	4.7		
50NHG0B	50	5600	22300	16700	6.3		
63NHG0B	63	6600	26100	19600	5.6		
80NHG0B	80	9800	38900	29200	7.1		
100NHG0B	100	20600	82300	61700	7.5		
125NHG0B	125	25000	125000	72500	10.0		
160NHG0B	160	62000	310000	179800	11.5		

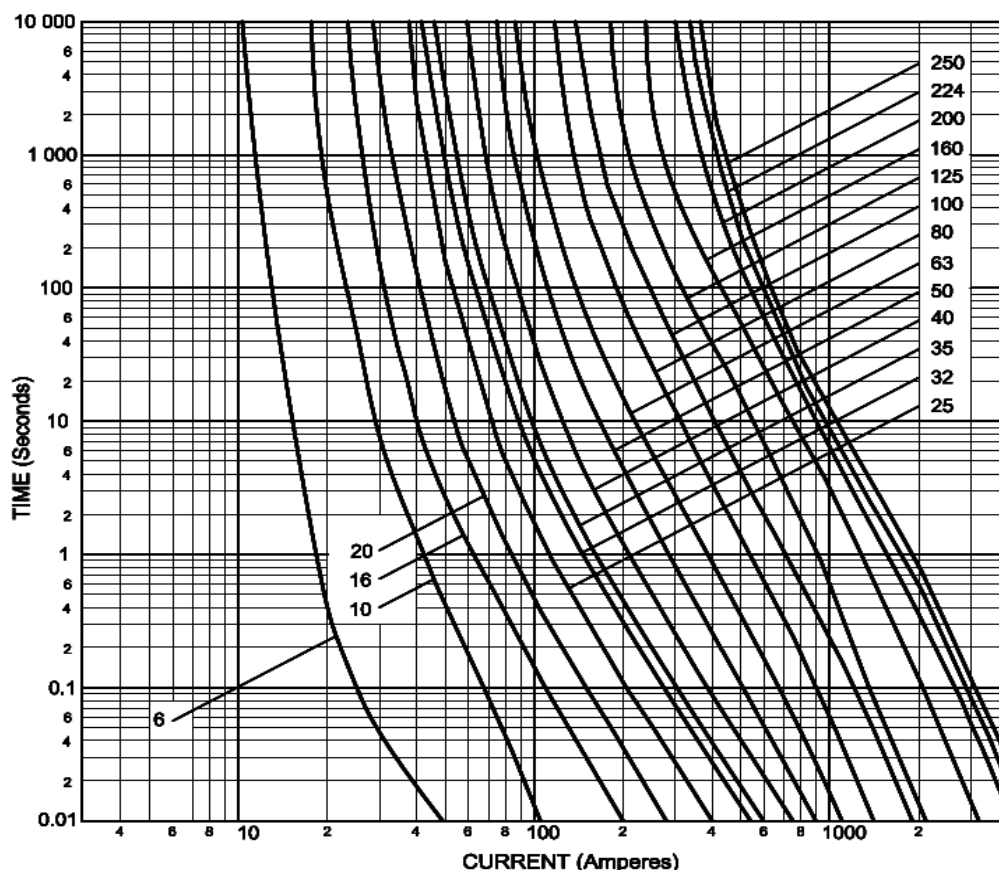
NH DIN Dual Indication Fuse Links

Class of Operation gL/gG, 500V AC, 10 to 250 Amps

Sizes 01 & 1

NH

Time Current Characteristics for Size 01 & 1



Size 01 & 1 Details:

Standards/Approvals:

IEC60269, DIN 43 620, VDE0636

Rated Currents:

10, 16, 20, 25, 32, 35, 40, 50, 63,
80, 100, 125, 160, 200, 224 & 250 amps

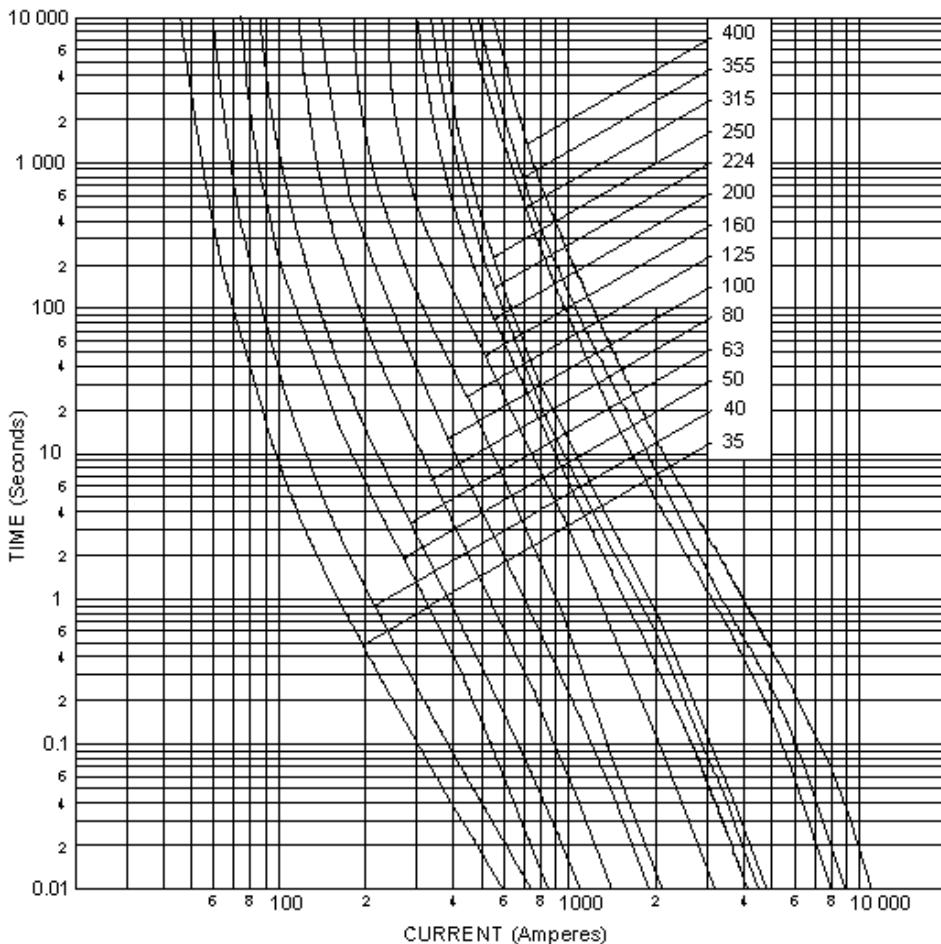
Part Number	Amp Rating	I ² t(Ampere ² seconds)			Watts Loss	Net weight per fuse	Rated Voltage
		Minimum Pre-arcing	20 x I _n @ 500Vac	I ₁ 120kA @ 500Vac			
6NHG01B	6	30	-	100	2.2	0.387kg	
10NHG01B	10	58	300	300	2.0		
16NHG01B	16	240	1200	1000	3.0		
20NHG01B	20	490	2500	2000	3.2		
25NHG01B	25	1200	5600	4500	3.2		
32NHG01B	32	1800	9000	7200	4.8		
35NHG01B	35	2400	11800	9400	4.6		
40NHG01B	40	3300	16500	13200	5.0		
50NHG01B	50	5600	22300	16700	6.7		
63NHG01B	63	6600	26100	19600	5.6		
80NHG01B	80	9800	38900	29200	7.1		
100NHG01B	100	20600	82300	61700	7.7		
125NHG01B	125	25000	125000	72500	11.6		
160NHG01B	160	62000	310000	179800	12.3		
200NHG1B	200	97000	368600	291000	15.0		
224NHG1B	224	124000	471200	372000	15.0		
250NHG1B	250	151300	574900	453800	19.0		

NH DIN Dual Indication Fuse Links

Class of Operation gL/gG, 500V AC, 35 to 400 Amps
 Sizes 02 & 2

NH

Time Current Characteristics for Size 02 & 2



Size 02 & 2 Details:
Standards/Approvals: IEC60269, DIN 43 620, VDE0636
Rated Currents: 35, 40, 50, 63, 80, 100, 125, 160, 200, 224, 250, 315, 355 and 400 Amps

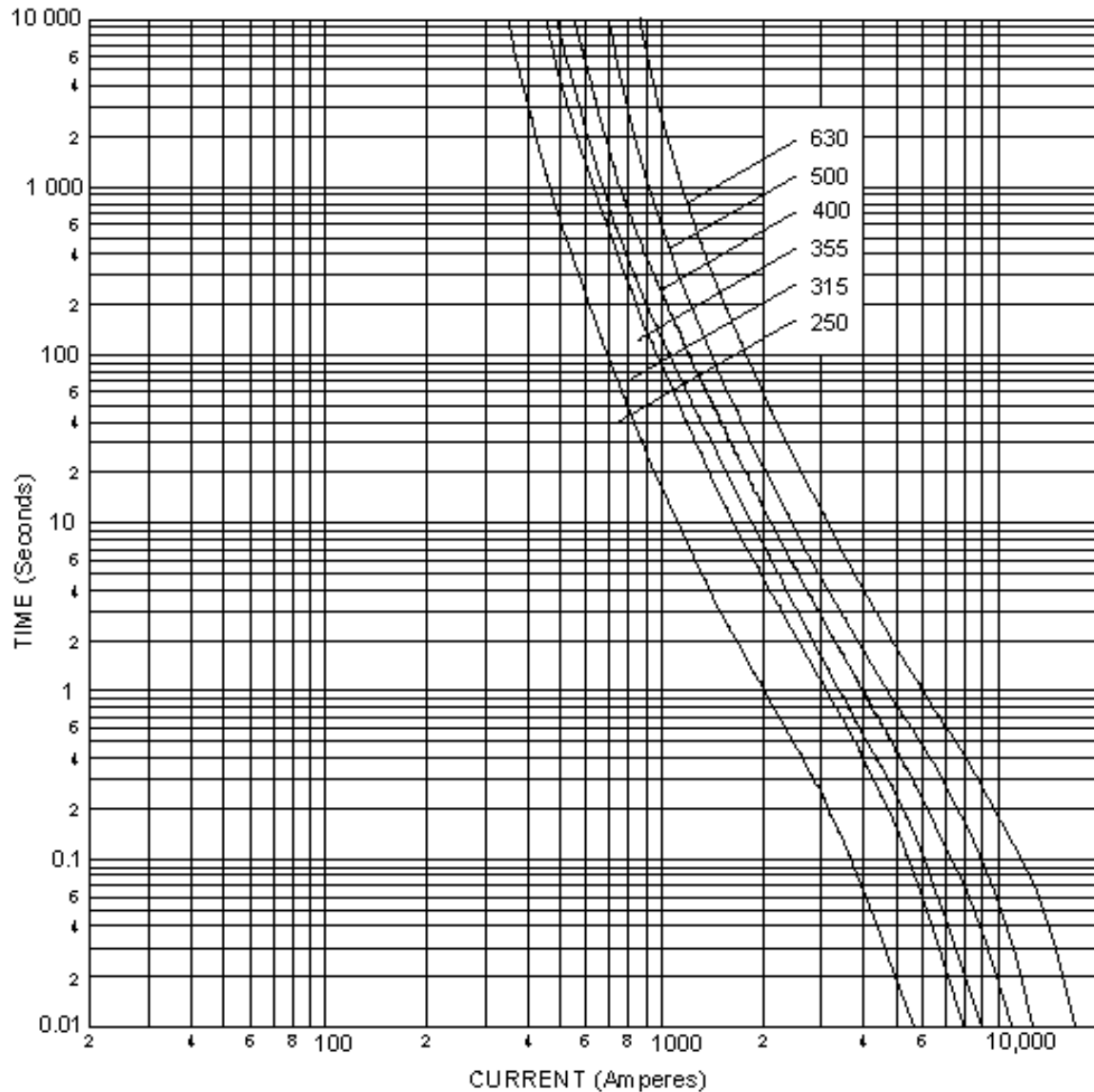
Part Number	Amp Rating	I ² t(Ampere ² seconds)			Watts Loss	Net weight per fuse	Rated Voltage
		Minimum Pre-arcing	20 x I _n @ 500Vac	I ₁ 120kA @ 500Vac			
35NHG02B	35	2400	11800	9400	4.4	0.402kg	500Vac
40NHG02B	40	3300	16500	13200	5.0		
50NHG02B	50	5600	22300	16700	6.4		
63NHG02B	63	6600	26100	19600	6.0		
80NHG02B	80	9800	38900	29200	7.0		
100NHG02B	100	20600	82300	61700	8.0		
125NHG02B	125	25000	100000	72500	12.0		
160NHG02B	160	62000	248000	179800	12.0		
200NHG02B	200	96900	367900	290500	15.0		
224NHG02B	224	124000	472000	372000	15.0		
250NHG02B	250	151300	574900	453800	19.0	0.630kg	
315NHG2B	315	361700	1446500	940300	21.0		
355NHG2B	355	446500	1785800	1160800	27.0		
400NHG2B	400	642900	2571500	1671500	29.0		

NH DIN Dual Indication Fuse Links

Class of Operation gL/gG, 500V AC, 250 to 630 Amps
 Sizes 03 & 3

NH

Time Current Characteristics for Size 03 & 3



Size 03 & 3 Details:
Standards/Approvals: IEC60269, DIN 43 620, VDE0636
Rated Currents: 250, 315, 355, 400, 500 and 630 Amps

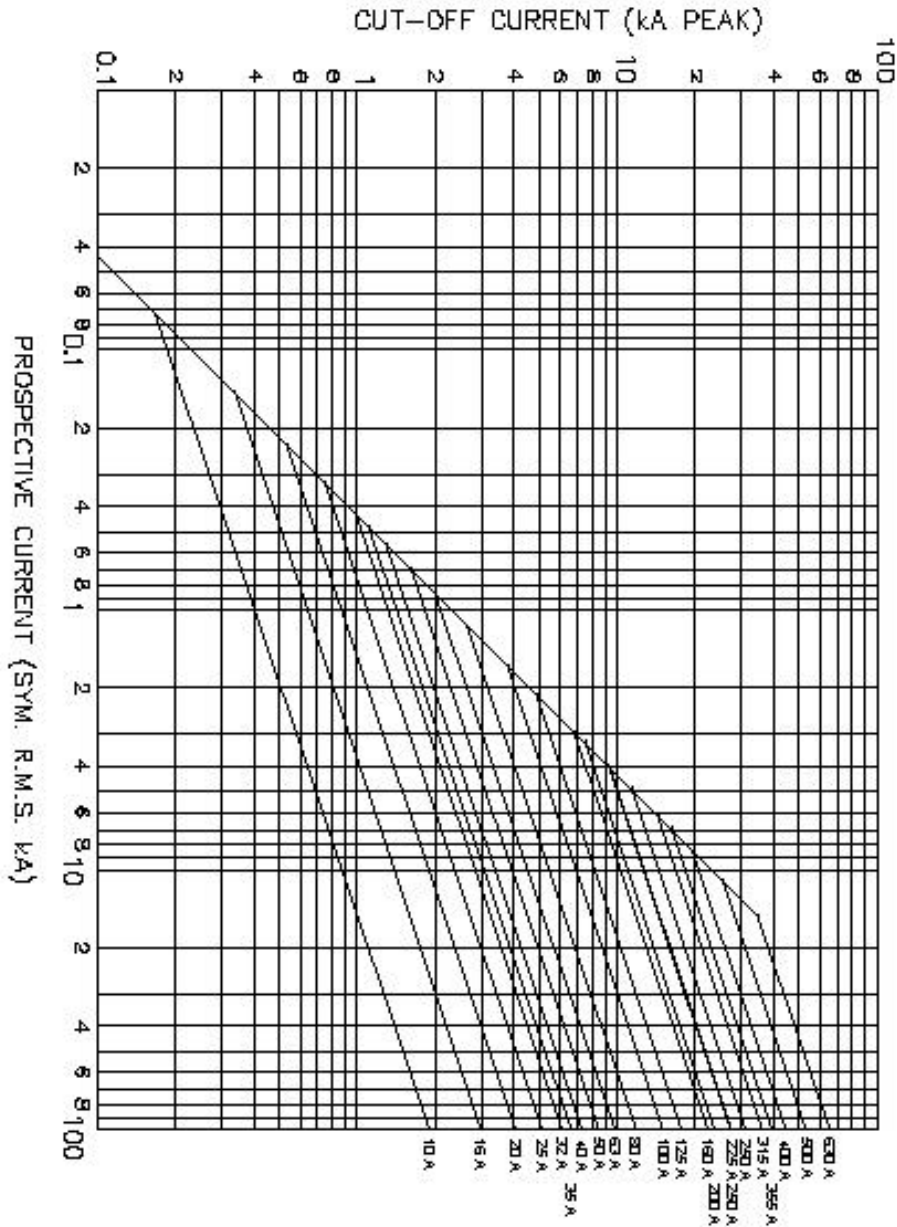
Part Number	Amp Rating	I ² t(Ampere ² seconds)			Watts Loss	Net weight per fuse	Rated Voltage
		Minimum Pre-arcing	20 x I _n @ 500Vac	I ₁ 120kA @ 500Vac			
250NHG03B	250	160800	642900	417900	20.0	0.634kg	500Vac
315NHG03B	315	361700	1446500	940300	21.0		
355NHG03B	355	446500	1785800	1160800	27.0		
400NHG03B	400	642900	2571500	1671500	29.0		
500NHG3B	500	886000	3898400	2923800	37.0		
630NHG3B	630	1590000	6996000	5406000	46.0	1.043kg	

NH DIN Dual Indication Fuse Links

Class of Operation gL/gG, 500V AC, 2 to 630 Amps

NH

Cut off Current Characteristics



Size 000 to 3 Details:
Standards/Approvals:
Rated Currents:

IEC60269, DIN 43 620, VDE0636 Part 1
2 to 630 amps

